

Croptimization: Optimizing Crop Yields with the Power of ML

Yashmit Bhaverisetti¹ *

¹Mountain House High School, Mountain House, CA, USA

*Corresponding Author: yashmitb07@gmail.com

Advisor: Garret Thomas, gwthomas@stanford.edu

Received April 12, 2024; Revised August 20, 2024; Accepted October 4, 2024

Abstract

This research aims to address the challenges farmers face in optimizing crop yields and managing resources sustainably. The study focuses on Croptimization, a machine learning-based platform designed to improve crop selection and farming practices. The key research questions are: How can machine learning be used to predict optimal crop choices? What impact do environmental factors have on crop performance? The study's objectives are to develop a model that provides personalized crop recommendations and to assess its effectiveness in different farming contexts. The problem lies in the unpredictability of traditional farming methods, which often do not consider dynamic environmental conditions. The study utilizes linear regression, Lasso Regression, and Decision Trees to analyze local weather patterns and soil characteristics. The findings show that Croptimization can accurately predict crop performance and offer valuable insights for farmers. This research is significant because it contributes to sustainable farming practices and global food security.

Keywords: Machine learning, Crop selection, Farming practices, Environmental factors, Sustainable agriculture

1. Introduction

Farmers encounter numerous challenges in attaining optimal crop yields while managing resources sustainably. Conventional farming practices, deeply entrenched in historical traditions, often lack precision and fail to consider dynamic environmental factors affecting crop growth (Kumar, 2014). As a result, farmers grapple with uncertainties in crop selection, planting schedules, and resource allocation, leading to suboptimal yields and wastage of resources (Aitkenhead et al., 2003). Moreover, with the escalating impacts of climate change and the exponential growth of the global population, the need for innovative technological solutions to enhance agricultural productivity has become increasingly urgent (Gupta et al., 2016). Figure 1 illustrates the various advancements made in the agriculture field, highlighting potential solutions to these challenges.

Machine Learning (ML), a subset of artificial intelligence (AI), holds immense potential to revolutionize farming practices by leveraging vast datasets encompassing environmental variables such as weather patterns, soil quality, and historical farm performance (Kim et al., 2008). ML algorithms can analyze these datasets and generate personalized recommendations tailored to individual farms (Zha, 2020). This transformative approach empowers farmers with actionable insights that optimize crop yields and resource allocation, fostering sustainable and efficient agricultural practices (Sood et al., 2022).

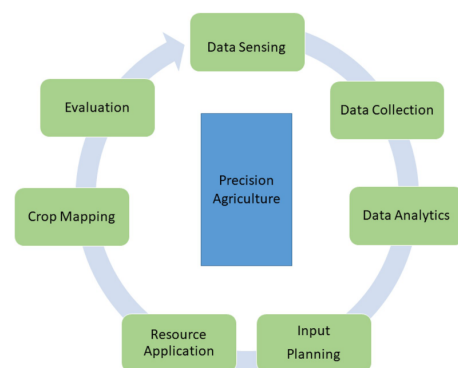


Figure 1. Displays all the types of advancements that were made in the agriculture field. (Bhuyan et al., 2022)

1.1 Background

Despite agriculture's pivotal role in sustaining human populations, technological innovation in this sector has historically lagged behind other industries (Mark, 2019). The limited attention and investment in agricultural technology underscores the critical need for innovative solutions to address the pressing challenges of modern farming practices (Bhat & Huang, 2021).

Current agricultural practices predominantly rely upon traditional methodologies passed down through generations, resulting in a lack of precision and efficiency (McKinion & Lemmon, 1985). Traditional farming methods, handed down through generations, often overlook critical factors essential for optimal crop growth. These oversights may include neglecting soil health management practices, inefficient water management techniques, inflexible crop selection and rotation patterns, and insufficient climate resilience strategies. Consequently, farmers grapple with uncertainties in decision-making, hindering their ability to maximize productivity while minimizing resource usage (Gutiérrez et al., 2013)

1.2 Machine Learning Applications in Farming

ML presents a paradigm shift in agricultural technology, offering sophisticated tools to analyze complex datasets and derive actionable insights. By harnessing the power of ML algorithms, farmers can gain valuable insights into crop selection, planting schedules, and resource allocation, thereby optimizing productivity and resource efficiency (Junaid et al., 2021). Moreover, machine learning-driven farming solutions can dynamically adjust and optimize their operations in response to diverse environmental conditions and regional variations. This adaptability allows these systems to tailor their recommendations and actions based on factors such as soil composition, weather patterns, crop types, and local farming practices. By incorporating real-time data and machine learning algorithms, these solutions can effectively scale and be applied across various farming contexts, providing personalized insights and recommendations to farmers worldwide (Vincent et al., 2019).

1.3 Current State of Agricultural Technology & Future Outlook

The adoption of advanced agricultural technologies remains limited, primarily due to challenges related to accessibility, cost constraints, and resistance to change (Pawar et al., 2018). However, there is a growing acknowledgment of the transformative potential inherent in technology-driven farming solutions, leading to increased investment and research in this domain. Emerging technologies such as artificial intelligence (AI) and the Internet of Things (IoT) are positioned to revolutionize farming practices by offering innovative solutions to enhance productivity, sustainability, and resilience in the face of environmental challenges (Hernandez-Perez et al., 2004). By leveraging advanced technologies and harnessing the power of big data analytics, farmers can unlock new opportunities for sustainable agricultural development (Al-Ghobari & Mohammad, 2011). However, challenges like data privacy, scalability, and adoption barriers remain significant hurdles that must be addressed to realize the full potential of technology in agriculture (Bhat & Huang, 2021).

This research endeavors to bridge the gap between traditional farming practices and cutting-edge technology, facilitating the transition toward a more sustainable and efficient agricultural ecosystem, and highlighting ML's potential in transforming the future of farming.

2. Prior work

Previous studies have underscored the potential of integrating wireless sensor networks into water irrigation systems to enhance efficiency and precision (Kumar, 2014). Additionally, the utilization of IoT in soil moisture monitoring has been exemplified through platforms such as the Losant platform (Kodali & Sahu, 2016).

In smart irrigation, Kim et al. (2008) employed a distributed wireless sensor network for remote sensing and control of irrigation systems. Al-Ghobari and Mohammad (2011) further delved into intelligent irrigation performance, assessing its efficacy in conserving water in arid regions. These studies underscore the significance of

leveraging sensor technology to optimize water resource management in agriculture.

The fusion of image analysis and AI methods has gained traction in agriculture, as demonstrated by Aitkenhead et al.'s research on weed and crop discrimination (Aitkenhead et al., 2003). Researchers have developed algorithms that accurately distinguish between weeds and crops by employing AI techniques, thereby facilitating targeted weed control strategies. Additionally, Gupta et al. (2016) emphasized the importance of AI in optimizing water systems, particularly in the context of intelligent water management in India.

Deploying wireless sensor networks and General packet radio service (GPRS) modules in automated irrigation systems has further enhanced water resource management in agriculture (Gutiérrez et al., 2013). Researchers have developed automated irrigation systems that optimize water usage using real-time environmental data by integrating sensor technology with communication modules. These advancements highlight the potential of sensor-based technologies in improving agricultural practices and enhancing resource efficiency.

3. Methods

Linear regression was selected as one of the primary modeling techniques due to its simplicity and effectiveness in identifying relationships between variables. However, the decision to use linear regression was not made in isolation. Other potential methods, such as Random Forests, were also considered. Random Forests, while robust in handling complex data structures, may introduce unnecessary complexity and computational cost. Linear regression, on the other hand, provides clear interpretability, allowing for straightforward analysis of how different environmental factors, such as temperature and rainfall, impact crop yields. Given the nature of our data, which showed linear trends, and the goals of our study to provide easily understandable and actionable insights for farmers, linear regression was deemed the most appropriate choice.

3.1 Data Handling and Preparation

The data used in this study was collected from major agricultural regions, including the United States, China, and India, sourced from the open-meteo.com platform. As shown in Figure 2, this data collection process involved various stages, including the acquisition of meteorological data, soil metrics, and crop yields. The Python programming language, coupled with the Pandas Library, facilitated robust data manipulation and analysis. This allowed for the systematic organization and management of critical metrics such as median temperature, precipitation, soil temperature, soil moisture, and crop yield across various crops (Figure 2).

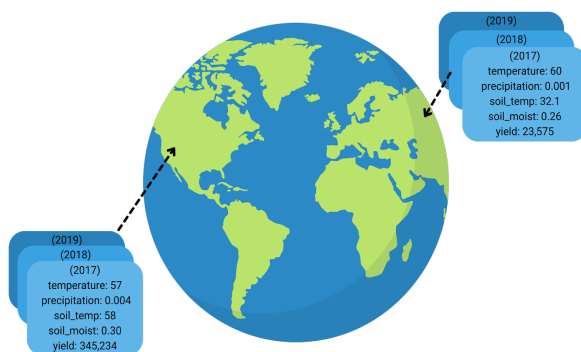


Figure 2. Visualization of data collection methods.

3.2 Introduction to Key Statistical Variables

In this study, we used several key statistical variables to effectively analyze the agricultural data and assess the performance of our models. Understanding these variables is crucial for interpreting the results and evaluating the model's accuracy. Coefficients play a vital role in our regression models, indicating the strength and direction of the relationship between independent variables (such as weather conditions) and the dependent variable (crop yield). A positive coefficient

suggests that as the independent variable increases, the crop yield is also likely to increase, while a negative coefficient indicates the opposite. For example, if the coefficient for temperature is positive, it implies that higher temperatures are associated with higher crop yields.

P-values are used to determine the statistical significance of the coefficients in our models. A low p-value (typically less than 0.05) indicates that the predictor variable significantly contributes to the model's predictions. This helps us understand which factors are most important in influencing crop yields. For instance, if the p-value for soil

moisture is low, we can conclude that soil moisture levels are crucial for accurate yield predictions. By incorporating these statistical variables into our analysis, we can better understand the factors affecting crop yields and the effectiveness of our machine-learning models in predicting agricultural outcomes.

3.3 Picking the Right Models

The machine learning models were able to predict crop yields with high accuracy, particularly under consistent weather conditions. As shown in Figure 3, the model's performance was strongest in regions with stable climatic patterns, while accuracy dropped in areas with more variable weather. This suggests that environmental consistency plays a significant role in prediction accuracy (Figure 3). These models were trained using historical data to forecast future crop yield outcomes.

3.4 Making Predictions and Checking Accuracy

Upon model development, predictions were generated by providing the models with historical weather and soil data inputs,

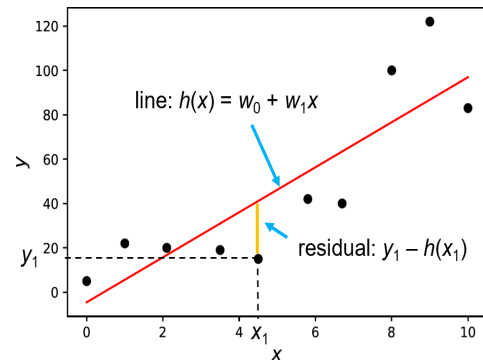


Figure 3. Illustration of Linear Regression Analysis (Ychoshua, 2023)

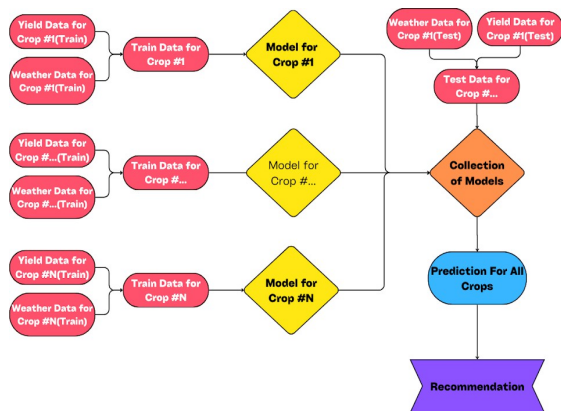


Figure 4: Details of the Recommendations Process from Start to Finish

subsequently producing projected crop yield values. As shown in Figure 4, these predictions were then compared against actual crop yields to evaluate the accuracy and efficacy of the modeling techniques. This validation process, illustrated from start to finish in the recommendations process, provided tangible insights into the strengths and limitations of the respective modeling approaches for yield forecasting (Figure 4).

3.5 Results & Utilization

The model results exhibited high accuracy in predicting crop yields, with predictions typically deviating by only a small percentage from the actual yields. Specifically, the average prediction error ranged from 0.1% to 0.2%, indicating the models' proficiency in

capturing the diverse factors influencing crop growth and production. Furthermore, the models demonstrated high precision, aligning predictions with crop yields. This suggests that the models effectively accounted for weather and soil conditions, underscoring their utility in farmers' harvest planning.

The data-based models also offer valuable insights to farmers, enabling them to make informed decisions regarding crop selection, planting schedules, and resource allocation. By leveraging these predictive capabilities, farmers can optimize their farming practices, maximize yields, and minimize resource wastage.

4. Model Testing and Validation

In these experiments, scatter plots were used to visually compare the crop yield predictions from machine-learning models to the actual observed yields. On the scatterplots, the x-axis shows the predicted crop yields (in hectares), and the y-axis displays the real-world crop yields for the specific field conditions (in hectares).

A diagonal reference line representing $y=x$ is also included on the graphs. This line indicates where predicted values would perfectly match the actual outcome. Points scattered above this diagonal line signify where models overestimated the yields. Points below the line indicate that models underestimated the actual crop yield.

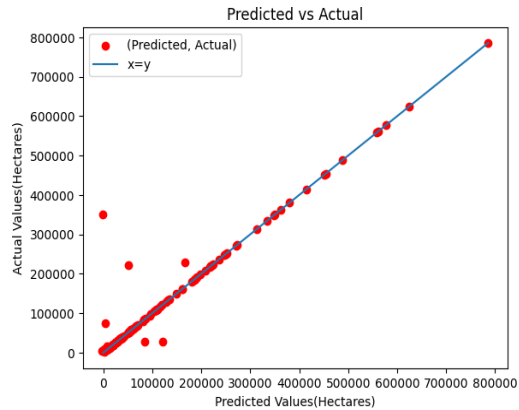


Figure 5. Displays how well machine-learning models predict crop yields. The diagonal line ($y=x$) indicates perfect alignment between predicted and actual yields. Points above the line show overestimation, while points below indicate underestimation. Most outliers occur with smaller yield predictions, likely due to fewer data points for low yields, leading to less accuracy. Measurement errors or unexpected changes in data may also contribute to these outliers. This analysis offers insights into model performance under different field conditions.

5. Discussion

This study highlights the potential of machine learning (ML) to optimize crop yields, but implementing these solutions in agriculture presents several challenges. Data privacy is a significant concern, as farmers may be hesitant to share sensitive information about their land and practices. It is essential to ensure that data is securely handled and that ownership remains with the farmers to build trust. Scalability is another obstacle, particularly in regions with limited technological infrastructure. The ethical implications of ML in agriculture also require careful consideration. Issues such as data ownership, equity in access to technology, and the potential impacts on small-scale farmers must be addressed. Without thoughtful intervention, there is a risk that ML could exacerbate existing inequalities, favoring larger, resource-rich farms. A deeper analysis of these obstacles, along with strategies to mitigate them, is crucial for the responsible deployment of ML in agriculture.

To overcome these challenges, several key steps should be taken. Strong rules are needed to protect data privacy and clarify ownership. Clear guidelines should outline how data is shared and used. Creating laws tailored to the agricultural sector that focus on data security and ethical issues is important.

Collaboration between tech experts, farmers, and policymakers is vital for developing practical and user-friendly ML tools. Providing training and access to technology for farmers is necessary to ensure equitable usage. Lastly, pilot projects can demonstrate the real benefits of ML, helping to build trust and encourage more farmers to adopt these technologies. The significance of addressing outliers in crop yield predictions, especially in lower yield values, should also be emphasized. These outliers may stem from data sparsity, relative error, model limitations, or noise in the data. Understanding these factors is crucial for refining model accuracy and reliability.

Weather conditions vs Crop yield

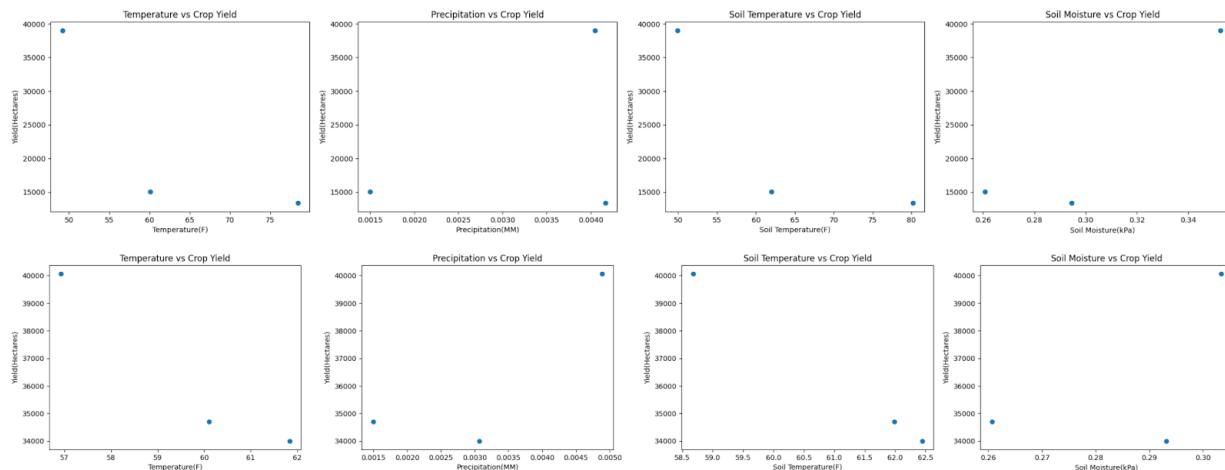


Figure 6. Each point on the scatterplots represents a unique combination of temperature, precipitation, soil temperature, and soil moisture, with corresponding crop yield values plotted on the y-axis. These visualizations succinctly convey the intricate relationship between environmental factors and crop productivity, offering a comprehensive summary of research findings and insights into agricultural sustainability.

6. Conclusion

This research developed an intelligent farming model that harnesses machine learning's capabilities to advance precision agriculture. Through the utilization of data science tools, particularly Python and Regression Models, significant strides were made toward predicting crop yields based on environmental parameters.

Several avenues warrant further exploration to enhance the developed models' efficacy and applicability. Firstly, it is paramount to assess the generalization of models across diverse geographical regions. Understanding potential disparities in environmental conditions and evaluating the adaptability of models to different agricultural landscapes will be crucial in ensuring their widespread utility.

Moreover, efforts to optimize precision must be intensified. This involves delving deeper into the intricacies of model algorithms and considering the integration of more sophisticated methodologies to refine predictive accuracy. Additionally, the feasibility and challenges associated with the real-time implementation of models into farmers' decision-making processes require thorough examination. Investigating strategies to streamline data collection, processing, and dissemination in real-time scenarios will be imperative in facilitating timely and informed agricultural management practices.

The journey toward realizing machine learning's full potential in agriculture is ongoing. By embracing these future directions and leveraging emerging technologies, Croptimization can continue to drive innovation in a new era of sustainable and efficient agricultural practices.

References

- Aitkenhead, M. J., et al. (2003, August). *Weed and crop discrimination using image analysis and artificial intelligence methods*. Computers and Electronics in Agriculture; Elsevier BV.
https://www.researchgate.net/publication/221990357_Weed_and_crop_discrimination_using_image_analysis_and_artificial_intelligence_methods
- Al-Ghobari, H. M., & Mohammad, F. S. (2011, December). *Intelligent irrigation performance: evaluation and quantifying its ability for conserving water in arid region*. Applied Water Science; Springer Nature.
https://www.researchgate.net/publication/257799122_Intelligent_irrigation_performance_evaluation_and_quantifying_its_ability_for_conserving_water_in_arid_region
- Bhat, A., & Huang, N.-F. (2021, August 3). *Big Data and AI Revolution in Precision Agriculture: Survey and Challenges*. IEEE Access; IEEE (Institute of Electrical and Electronics Engineers).
https://www.researchgate.net/publication/353671469_Big_Data_and_AI_Revolution_in_Precision_Agriculture_Survey_and_Challenges
- Bhuyan, B. P., Tomar, R., & Cherif, A. R. (2022). A Systematic Review of Knowledge Representation Techniques in Smart Agriculture (Urban). *Sustainability*, 14(22), 15249–15249. <https://doi.org/10.3390/su142215249>
- Dharmaraj, V., & Vijayanand, C. (2018). Artificial Intelligence (AI) in Agriculture. *International Journal of Current Microbiology and Applied Sciences*, 7(12), 2122–2128. <https://doi.org/10.20546/ijcmas.2018.712.241>
- Gupta, A., et al. (2016, March). *Need of smart water systems in India*. unknown.
https://www.researchgate.net/publication/300046043_Need_of_smart_water_systems_in_India
- Gutierrez, J., et al. (2014). *Automated Irrigation System Using a Wireless Sensor Network and GPRS Module*. IEEE Transactions on Instrumentation and Measurement; IEEE (Institute of Electrical and Electronics Engineers).
https://www.researchgate.net/publication/260303884_Automated_Irrigation_System_Using_a_Wireless_Sensor_Network_and_GPRS_Module
- Hernandez, A., et al. (2004, March). *Neural networks for heat and mass transfer prediction during drying of cassava and mango*. Innovative Food Science & Emerging Technologies; Elsevier BV.

https://www.researchgate.net/publication/229360569_Neural_networks_for_heat_and_mass_transfer_prediction_during_drying_of_cassava_and_mango

Junaid, M., et al. (2021, August 19). *Smart Agriculture Cloud Using AI Based Techniques*. Energies; MDPI. https://www.researchgate.net/publication/354044161_Smart_Agriculture_Cloud_Using_AI_Based_Techniques

Kait, L. K. et al. (2007, December 28). *Paddy Growth Monitoring with Wireless Sensor Networks*. Intelligent. <http://dx.doi.org/10.1109/ICIAS.2007.4658529>

Kim, Y., Evans, R., & Iversen, W. M. (2008). Remote Sensing and Control of an Irrigation System Using a Distributed Wireless Sensor Network. *Instrumentation and Measurement, IEEE Transactions On*, 57, 1379–1387. <https://doi.org/10.1109/TIM.2008.917198>

Kumar, P., & Annadurai, R. M. (2016). Design and Implementation of Intelligent Irrigation System using Wireless Sensor Network. *Asian Journal of Research in Social Sciences and Humanities*, 6, 1105. <https://doi.org/10.5958/22497315.2016.00858.3>

Yehoshua, R. (2023, April 18). *Linear Regression In Depth (Part 1) - Towards Data Science*. Medium; Towards Data Science. <https://towardsdatascience.com/linear-regression-in-depth-part-1-485f997fd611>

Zha, J. (2020, December). *Artificial Intelligence in Agriculture*. Journal of Physics Conference Series; IOP Publishing. https://www.researchgate.net/publication/347804523_Artificial_Intelligence_in_Agriculture